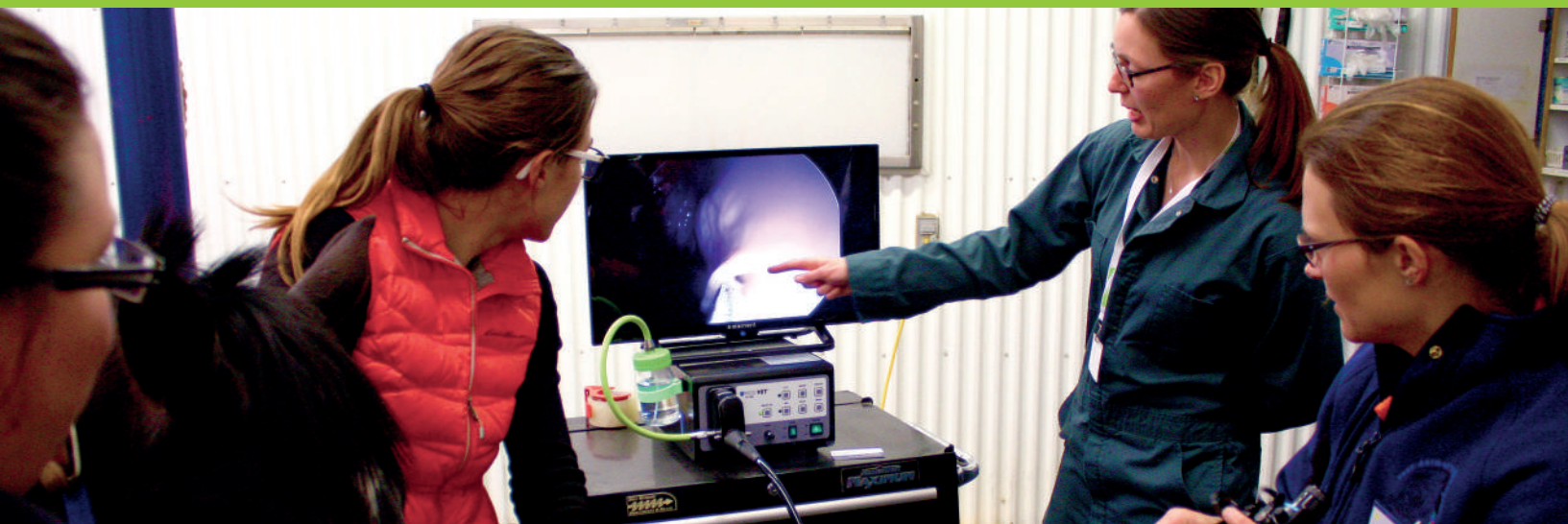


First Class Hands-on Courses Worldwide

Equine Wetlabs Europe 2018



Industry Partners



Go home with a new skill

7-8 hours of wetlabs | 2-4 vets per Ultrasound Machine

Veterinary Partners





Ultrasound-Guided Orthopaedic Injection Techniques & Therapies

Fri 4 - Sat 5 May

Clinica Equina Tiberio, Venice, Italy

Ultrasonography has become a crucially important diagnostic imaging modality in Equine Orthopaedics and a growing number of equine orthopaedic specialists have extended the use of ultrasonography creatively to assist with injection techniques and to facilitate minimally invasive surgery. This course has been developed for equine practitioners to enhance their knowledge and practical skills of performing ultrasound-guided orthopaedic injections and ultrasound-assisted surgical techniques. Between both afternoons, 7 hours of practical sessions will provide the opportunity to train the different injection techniques on horses and equine specimens in true small-groups (2 – 4 vets per ultrasound machine).

Roger Smith MA, VetMB, PhD, DEO, Dipl.ECVS, ECVDI Assoc., FRCVS – Royal Veterinary College, UK

Henk van der Veen DVM, Cert.ISELP – Lingehoeve Diergeneeskunde, The Netherlands

David Stack MVB, MRCVS – Western Counties Equine Hospital, UK

Practical Ophthalmology for Equine Practitioners

Tue 9 - Wed 10 October

Evidensia Specialistdjursjukhuset Helsingborg, Sweden

This 2-day highly practical course was conceived to help veterinarians from mixed and equine practice learn how to systematically examine the equine eye and to provide an overview over the most important and common problems affecting the eye. As part of the 7 hours of wetlabs on live horses and specimens the internationally renowned equine ophthalmologists will help attendees to further develop their diagnostic and therapeutic skills in true small-groups.

Dennis Brooks DVM, PhD, Dipl.ACVO – University of Florida, USA

Andy Matthews BVM&S, PhD, Dipl.ECEIM, HonMemberACVO, FRCVS – Ayrshire, UK

Maria Källberg DVM, Dipl.ECVO, Dipl.ACVO – Ögonkonsult Maria Källberg AB, Sweden



Advanced Equine Ophthalmology

Fri 12 - Sat 13 October

Tierärztliche Klinik Isernhagen, Hannover, Germany

This course was devised for equine practitioners with a good working knowledge in equine ophthalmology and provides an update on recently developed cutting-edge diagnostic/therapeutic techniques and medications. The 7 hours of wetlabs will allow attendees to hone their practical skills on live horses and specimens in true small groups under the watchful eye of 2 of the most highly respected and experienced equine ophthalmologists worldwide.

Dennis Brooks DVM, PhD, Dipl.ACVO – University of Florida, USA

Andy Matthews BVM&S, PhD, Dipl.ECEIM, HonMemberACVO, FRCVS – Ayrshire, UK

Myriam von Borstel Dr.Med.Vet – Tierärztliche Gemeinschaftspraxis für Pferde, Germany





Hindlimb Lameness Diagnostics (incl. Objective Gait Analysis) & Therapies

Fri 20 - Sat 21 April

Hospital Veterinario San Vicente, Alicante, Spain

Fri 4 - Sat 5 May

Veterinární Klinika Heřmanův Městec, Pardubice, Czech Republic

Fri 26 - Sat 27 October

Észak-Magyarországi Lógyógyászati KFT., Miskolc, Hungary

Fri 30 November - Sat 1 December

Equi Vet Serwis, Poznan, Poland

Aiming at vets with a working knowledge in the field of lameness investigation; providing an overview of causes of hindlimb lameness and current therapeutic options. Extensive use of an objective gait analysis system as part of the practical sessions will allow attendees to hone their lameness skills.

Andy Fiske-Jackson BVSc, MVetMed, Dipl.ECVS, MRCVS – Royal Veterinary College, UK

Jonathan Anderson BVM&S, Dipl.ACVS, MRCVS – Rainbow Equine Hospital, UK

Matthew Chesworth BVM, BVS, MRCVS – Royal Veterinary College, UK

VetPD meetings are not about “speakers showing off in front of a docile crowd” but it is about “a true and fair exchange of clinically relevant veterinary information between a small group of motivated attendees and the speakers, in a friendly and well organized setting. These cutting-edge meetings, focus on practical skills and are key to drastically improving your day-to-day practice in a cost- and time-effective manner.”

Florent David, Equine Surgeon, Bjerke Dyrehospital, Norway



Back, Sacroiliac & Pelvic Problems of the Horse

Fri 23 - Sat 24 February

Clinique Equine des Breviaires, Paris, France

Sat 19 - Sun 20 May

Hevosklinikka Equivet, Helsinki, Finland

Fri 21 - Sat 22 September

DAP Equinox, Kasterlee, Belgium

Fri 26 - Sat 27 October

Hospital Veterinario San Vicente, Alicante, Spain

Fri 23 - Sat 24 November

Clinica Equina Tiberio, Venice, Italy

Many sports horses suffer from debilitating conditions affecting the back, pelvis and sacroiliac region. The topics covered through lectures and wetlabs on this course include amongst others up-to-date therapies; back, pelvic & hip ultrasound; saddle fit assessment and sacroiliac / facet joint injection techniques on specimens.

Henk van der Veen DVM, Cert.ISELP – Lingehoeve Diergeneeskunde, The Netherlands

Graham Munroe BVSc, PhD, Cert EO, DESM, Dipl.ECVS, FRCVS – Berwickshire, UK

Emmanuel Engeli Dr.Med.Vet., DVM, Dipl.ACVS, Dipl.ECVS, MRCVS – Kent, UK

Kay Hastilow Master Saddler, Qualified Saddle Fitter – Ayrshire, UK



“Perfect mix of theory and practical sessions, with excellent practical relevance. The course was very well organised and I would thoroughly recommend it. Well done VetPD!”

Carolin Ehrmann Klinik für Pferde, Uni Giessen, Germany





Advances in Equine Orthopaedic Therapies

Fri 2 - Sat 3 March	DAP Equinox, Kasterlee, Belgium
Fri 6 - Sat 7 April	Sharjah Equine Hospital, United Arab Emirates
Fri 25 - Sat 26 May	Equi Vet Serwis, Poznan, Poland
Fri 9 - Sat 10 November	Veterinární Klinika Heřmanův Městec, Pardubice, Czech Republic

The following orthopaedic therapies will be discussed via an evidence-based approach and the speakers will also explain how they personally use these modalities: IRAP, alcohol-facilitated ankylosis, PRP, stem cell therapy, bisphosphonates, Adequan/Cartrophen, nutraceuticals, therapeutic shoeing, 'miracle' OA therapeutics (i.e. polyacrylamide hydrogel), intra-/extra-articular corticosteroid & hyaluronan, shock wave therapy, therapeutic laser, mesotherapy, physical therapies, sports horse surgeries etc.. Alcohol-facilitated ankylosis of the distal tarsal joints (incl. contrast arthrography) will be trained on equine specimens as part of the wetlabs.

Antonio Cruz DVM, MVM, MSc, Dipl.ACVS, Dipl.ECVS, Dipl.ACVS MR – University of Bern, Switzerland

Marc Koene Dr.Med.Vet – Tierklinik Lüsche, Germany

Luis Lamas DVM, CertES(Orth), PhD, Dipl.ECVS, MRCVS – University of Lisbon, Portugal

Advanced Mare Reproduction

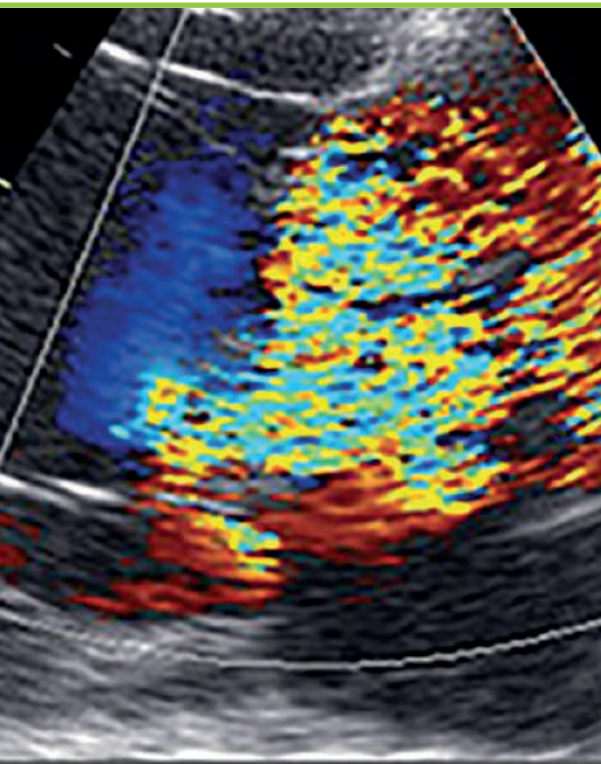
Fri 31 August – Sat 1 September Swiss National Stud, Avenches, Switzerland

This practical course is aimed at practitioners with a working knowledge in the field of equine mare reproduction and provides a critical update on the management of mares for natural breeding / artificial insemination, on different causes that lead to mares being barren and how to investigate and treat these problems (incl. hysteroscopy). The 2nd day will focus on the pregnant mare with foetal sexing, different pregnancy-related problems and peri-partum emergencies (incl. dystocia & retained foetal membranes etc.). The 7 hours of practical / case-based sessions will give attendees plenty of opportunity to put theory into practice on barren and pregnant mares in small groups (2 – 4 attendees per ultrasound machine).

James Crabtree BVM&S, CertEM(StudMed), MRCVS – Equine Reproductive Services, UK

Tom Stout VetMB, MA, PhD, Dipl.ECAR, KNMvD – Utrecht University, The Netherlands

Dominik Burger Dr.Med.Vet – Swiss National Stud, Switzerland



Practical Cardiology for Equine Practitioners

Fri 25 – Sat 26 May Tierklinik Hattersheim, Frankfurt, Germany

This course was designed to provide both the required knowledge and practical skills for equine practitioners to become confident in diagnosing cardiac conditions and understanding their consequences for the horse and rider. Lectures on physical exam, auscultation, murmurs, arrhythmias, ECG analysis and echocardiography will provide the foundation for the close to 9 hours of hands-on wetlabs in small groups (4-6 participants per instructor) and case discussions on poor performance, prepurchase evaluations, and questions of safety.

Virginia Reef BA, DVM, Dipl.ACVM, Dipl.ACVS MR – University of Pennsylvania, USA

Sophy Jesty BS, DVM DACVIM – Charleston Veterinary Referral Center, USA

Fe ter Woort DVM, DVSc, Dipl.ACVM – Equine Sports Medicine Practice, Belgium

Katharyn Mitchell BVSc, DVCS, Dipl.ACVM – University of Zurich, Switzerland

Annelies Decloedt DVM, PhD – Ghent University, Belgium

Ultrasound of the Mid-Distal Limb for Equine Practitioners

Sat 17 - Sun 18 February Tierärztliche Klinik Isernhagen, Hannover, Germany
Fri 16 - Sat 17 November Evidensia Specialisthästsjukhuset Strömsholm, Sweden

This course provides equine practitioners with the knowledge and especially the practical skills to competently and confidently scan the mid-distal front- and hindlimb incl. the stifle joint of the horse. Over the two days the attendees will spend 7 hours scanning the following anatomical regions in small groups (2 – 4 vets per ultrasound machine) on live horses: Pastern, fetlock, digital flexor tendon sheath, flexor tendons, suspensory ligament, carpus, tarsus (incl. sheaths) & stifle.

Roger Smith MA, VetMB, PhD, DEO, Dipl.ECVS, ECVDI Assoc., FRCVS – Royal Veterinary College, UK

Carolyn Gerdes MRCVS, VetMed (Hannover) – Rossdales Equine Diagnostic Centre, UK

Andy Fiske-Jackson BVSc, MVetMed, Dipl.ECVS, MRCVS – Royal Veterinary College, UK



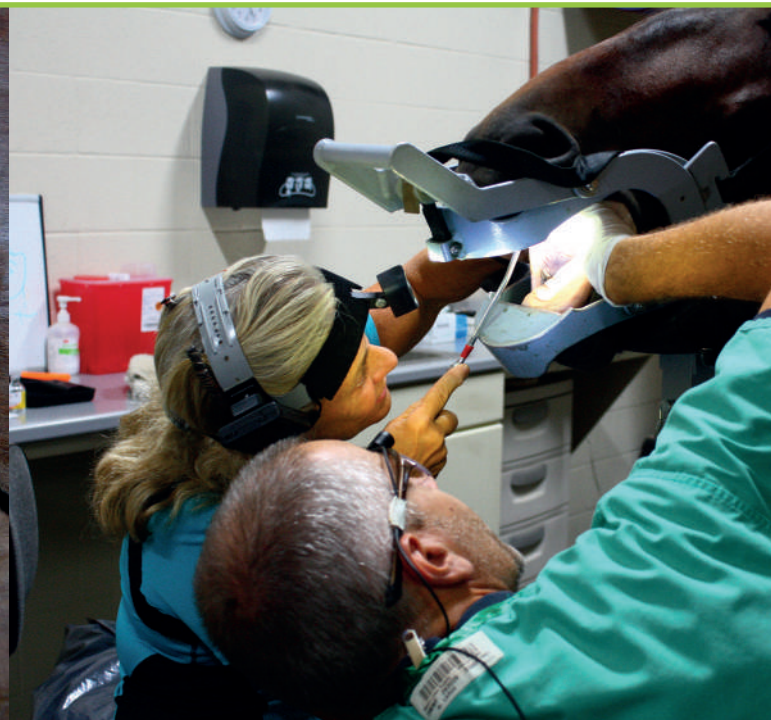
Advanced Diagnostic & Therapeutic Techniques in Equine Dentistry

Fri 16 - Sat 17 March Bjerke Dyrehospital, Oslo, Norway

Developed for practitioners with experience in the field of equine dentistry this course provides a comprehensive overview on diagnostic and therapeutic techniques through lectures and extensive wetlabs (7 hrs, 2-3 vets per specimen) covering oral endoscopy, radiography, motorized rasping, local anaesthetic techniques, periodontal therapies & incisor, canine and cheek tooth extraction techniques.

Hubert Simhofer Dr.med.vet., Dipl.AVDC/EVDC(Eq) – University of Vienna, Austria

Rob Pascoe BVSc, BAEDT, Dipl.AVDC(Eq), MRCVS – Bell Equine Veterinary Clinic, UK



Orthopaedic Rehabilitation of the Equine Athlete

Fri 26 - Sat 27 September Sundby Gård Midtre, Maura, Norway

This course covers how to use therapeutic exercise including physiotherapy as the foundation of rehabilitation of the equine athlete and how the following therapeutic modalities can be used: Whole body vibration, hyperbaric oxygen therapy, aquatic therapy, ESWT, radiofrequency therapy, therapeutic ultrasound, laser and pulsed electromagnetic therapy. On both afternoons, several of these modalities will be applied on clinical cases during the 7 hours of practical small-groups sessions.

Steve Adair III, MS, DVM, Dipl.ACVS, Dipl.ACVS MR – Univ. of Tennessee, USA

Andris J. Kaneps DVM, PhD, Dipl.ACVS, Dipl.ACVS MR – Kaneps Equine Sports Medicine and Surgery, USA

Lee Clark BSc, MCSP, SRP, ACPAT – Equine Physiotherapist, UK





"I really wanted to thank you once more for the excellent VetPD course in Oslo, which I had the opportunity to attend. After 26 years of being a vet I finally have a clear concept of the foot of a horse. This course gave me the knowledge to approach a problem in the foot systematically and logically. I am highly motivated for my future work and was already able to use some of the newly gained knowledge on two foals this week."

Barbara Knutti Veterinary practice KLC, Corcelles-près-Payerne, Switzerland



"A great course to take your business and knowledge to the next level. I gained confidence in areas I never thought I would use and it makes me hungry for more."

Nina Lundgren Svenska Hästtandvården AB, Hjarnarp, Sweden



"Very good lectures with international experts who made themselves very available during the course and were always happy to answer my questions."

Mickaël Robert Oniris clinic, Nantes, France.



"Very user friendly, quite informal, a lot packed in 2 days but brilliant content. Learnt loads, and increased my confidence. Would highly recommend."

Phil Richards Mendip Way Equine clinic, Bristol, UK





ALL-INCLUSIVE CAPE EXPERIENCE EVENT

28 Oct – 3 Nov 2018
Cape Town, South Africa

WINE TASTING | GOLFING | WHALE WATCHING
WATERSPORTS | HIKING & SIGHTSEEING

18 hrs of lectures & case discussions | 23 hrs of wetlabs on live horses/specimens



Prof. Tom Divers DVM, Dipl.ACVM, Dipl.ACVECC – Cornell University, New York, USA
Tim Greet BVMS, MVM, CertEO, DESTS, DipECVS, FRCVS – Rossdales Equine Hospital & Diagnostic Centre, UK
Florent David DVM, MSc, Dipl.ACVS, Dipl.ECVS, ECVDI Assoc., Dipl.ACVS MR – Bjerke Dyreshospital, Norway
Luis Lamas DVM, CertES(Orth), PhD, Dipl.ECVS, MRCVS – University of Lisbon, Portugal



Practical Equine Endoscopy – Respiratory, Gastrointestinal & Urogenital Tracts

Fri 13 - Sat 14 April

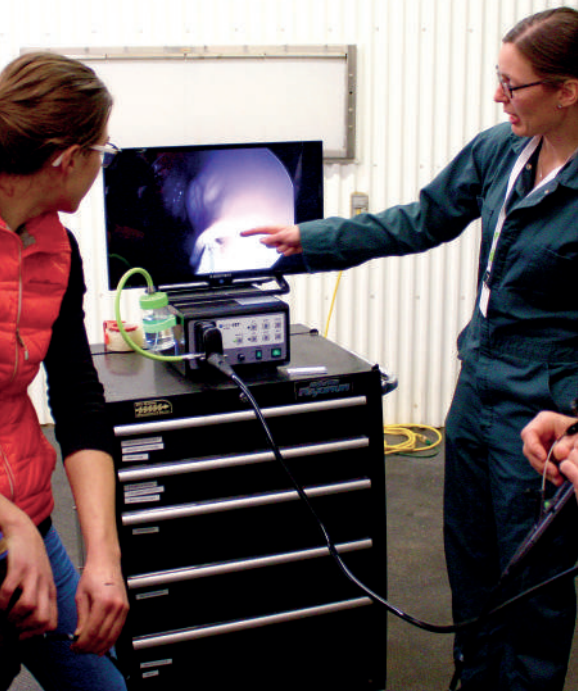
Evidensia Specialisthästsjukhuset Helsingborg, Sweden

This two-day practical course is designed to provide vets from equine practice with the theoretical and especially the practical skills to perform most routine diagnostic endoscopic procedures currently used in equine practice. The internationally renowned specialists will be sharing invaluable tips and tricks during the 7 hours of practical sessions on live horses/specimens, which will cover the upper/lower respiratory tract (incl. TW/BAL), overground endoscopy, sinoscopy, oral endoscopy & gastroscopy

Patrick Pollock BVMS, CertES(Soft Tissue), FHEA, Dipl.ECVS, MRCVS – University of Edinburgh, UK

David Sutton MA, VetMB, CertEM(IntMed), DECEIM, PhD, MRCVS – University of Glasgow, UK

Casper Lindegaard DVM, PhD, Dipl.ECVS – Evidensia Specialistdjursjukhuset Helsingborg, Sweden



Oral Dental Extraction Techniques

Fri 19 - Sat 20 January

Nørlund Hestehospital, Them, Denmark

Fri 28 - Sat 29 September

Pferdekllinik Pasterk Ebereichsdorf, Vienna, Austria

This 2-day highly practical course is aimed at practitioners with a good working knowledge in equine dentistry who want to learn about various oral dental extraction techniques and how to apply them clinically. The specialists will share tips/tricks and pearls of wisdom especially during the 7 hours of practical sessions on equine specimens in true small groups (2-3 vets per specimen).

Hubert Simhofer Dr.med.vet., Dipl.AVDC/EVDC(Eq) – University of Vienna, Austria

Rob Pascoe BVSc, BAEDT, Dipl.AVDC-Eq, MRCVS – Bell Equine Veterinary Clinic, UK



Equine Pre-Purchase Examination – An international Perspective

Fri 23 - Sat 24 Februar

Észak-Magyarországi Lógyógyászati KFT., Miskolc, Hungary

The general principles of the systematic and thorough pre-purchase exam will be covered and national differences relevant to practitioners vetting horses for foreign buyers will be highlighted. Attendees will furthermore examine horses under the supervision of the instructors during the practical sessions.

Malcolm Morley BVSc, MRCVS – Stable Close Veterinary Clinic, UK

Mette Uhdahl DVM – Vejle Hestepraksis, Denmark

Carsten Rohde Dr.med.vet, MS, Dipl.ACVS, Dipl.ECVS – Pferdekllinik am Kottenforst, Germany



Foot Lameness & Farriery

Sat 27 - Sun 28 January Fethard Equine Clinic, Tipperary, Ireland

Developed for equine practitioners with experience with lameness investigations, this course provides a critical review of the current thinking on foot conformation, trimming and shoeing options, plus an update on foot and pastern conditions, diagnostic anaesthesia strategies and how to interpret distal limb nerve and joint block results. It maximises the learning experience with 7 hours of practical sessions on live horses and specimen giving attendees ample opportunity to put theory into practice in small groups (2 vets per specimen) and to discuss all aspects of foot lameness, trimming and farriery with the specialists.

Peter Milner BVetMed, BSc(Hons.), PhD, CertES(Orth), MRCVS, FHEA – University of Liverpool, UK
Chris Wiggins Dip, WCF, ATF, AWCf(Hons), LSHM, CBT, CNBF, CLS, CE, CI – Maidstone, UK
Luis Lamas DVM, CertES(Orth), PhD, Dipl.ECVS, MRCVS – University of Lisbon, Portugal



Sports Horse Medicine & Orthopaedics

Sat 29 - Sun 30 September Hevosklinikka Equivet, Helsinki, Finland
Fri 12 - Sat 13 October Clinique Equine des Breviaires, Paris, France
Thu 29 - Fri 30 November Nørlund Hestehospital, Them, Denmark

The world-renowned experts will provide an overview of new developments in sports horse medicine and orthopaedics and will share valuable tips and tricks and how they deal with challenging scenarios. The practical sessions will cover different ways to use objective gait analysis in practice, static and dynamic endoscopy, exercise testing methods and orthopaedic case-discussions.

Andris J. Kaneps DVM, PhD, Dipl.ACVS, Dipl.ACVMR – Consultant, Kaneps Equine Sports Medicine and Surgery, USA
Emmanuelle Van Erck DVM, PhD, Dipl.ECEIM – Equine Sports Medicine Practice, Belgium
Kevin Keegan DVM, MS, Dipl.ACVS – University of Missouri, USA



Internal Medicine Challenges

Fri 4 - Sat 5 May Pferdekllinik in Parsdorf, Munich, Germany

This course was designed for equine practitioners with a good working knowledge in internal medicine. Each topic will be addressed via interactive case discussions allowing speakers to share pitfalls, erroneous clinical conclusions and useful tips and tricks. The 7 hours of practical sessions on live horses/specimens will cover: Ultrasound-guided CSF collection, abdominal ultrasound (incl. biopsy techniques), arrhythmia case discussions, respiratory endoscopy (incl. BAL/TW), thoracic ultrasound (incl. basic echocardiography), ophthalmologic procedures & ocular ultrasound.

Andy Durham BSc, BVSc, CertEP, DEIM, Dipl.ECEIM, MRCVS – Liphook Equine Hospital, UK
Gunther van Loon DVM, PhD, Dipl.ECEIM, Ass.Member ECVDI – Ghent University, Belgium
Edd Knowles MA, VetMB, MvetMed, DipECEIM, MRCVS – Bell Equine Veterinary Clinic, UK



Surgical Dental Extraction Techniques

Fri 30 November - Sat 1 December Pferdekllinik in Parsdorf, Munich, Germany

This 2-day highly practical course was devised for practitioners with a good working knowledge in equine dentistry and provides an overview on surgical dental extraction techniques available in horses. During the 7 hours of wetlabs in true small groups (2-3 vets per specimen) attendees will be able to further develop their surgical skills under the close supervision of the world-renowned specialists.

Hubert Simhofer Dr.med.vet., Dipl.AVDC/EVDC(Eq) - University of Vienna, Austria
Tim Barnett BSc(Hons), BVM&S, MSc, CertAVP, Dipl.ECVS, MRCVS - Rosssdales Equine Hospital, UK



How to take good Radiographs & Interpret them in Lamé/Non-Lamé Horses

Fri 21 - Sat 22 September Sharjah Equine Hospital, United Arab Emirates
Sat 20 - Sun 21 October Fethard Equine Clinic, Tipperary, Ireland

This course comprehensively covers how to acquire and interpret radiographs of the front- and hindlimbs, hip, pelvis, neck and back. The 9 hours of x-ray wetlabs on live horses and case-discussions will provide plenty of opportunities for the instructors to share helpful tips and tricks.

Ceri Sherlock BVetMed(Hons), MS, Dipl.ACVS, Dipl.ECVDI, MRVCS - Bell Equine Veterinary Clinic, UK
Annamaria Nagy DrVetMed, PhD, Dipl.ACVMR, FRCVS - Animal Health Trust, UK
Felipe Brandão Costa DVM - Sharjah Equine Hospital, UAE
Laura Vilaregut DVM - Sharjah Equine Hospital, UAE



Donkey Medicine & Surgery

Fri 7 - Sat 8 September Tierklinik Hattersheim, Frankfurt, Germany

This 2-day practical course provides a good overview on all medical, orthopaedic and surgical aspects specific to donkeys, highlighting how different they are from horses. Under the watchful eye of the internationally renowned specialists, attendees will be able to hone their practical skills on live donkeys and on donkey specimens in true small groups (2-4 vets per ultrasound machine).

Andy Durham BSc, BVSc, CertEP, DEIM, Dipl.ECEIM, MRCVS - Liphook Equine Hospital, UK
Patrick Pollock BVMS, CertES(Soft Tissue), FHEA, Dipl.ECVS, MRCVS - University of Edinburgh, UK
Alexandra Raftery MA, VetMB, Dipl.ECEIM, MRCVS - University of Glasgow, UK



2018 Courses by Country

Vienna, Austria	28 - 29 September	Oral Dental Extraction Techniques
Turnhout, Belgium	2 - 3 March	Advances in Equine Orthopaedic Therapies
	21 - 22 September	Back, Sacroiliac & Pelvic Problems of the Horse
Pardubice, Czech Republic	4 - 5 May	Hindlimb Lameness Diagnostics (incl. Objective Gait Analysis) & Therapies
	9 - 10 November	Advances in Equine Orthopaedic Therapies
Silkeborg, Denmark	19 - 20 January	Oral Dental Extraction Techniques
	29 - 30 November	Sports Horse Medicine & Orthopaedics
Helsinki, Finland	19 - 20 May	Back, Sacroiliac & Pelvic Problems of the Horse
	29 - 30 September	Sports Horse Medicine & Orthopaedics
Paris, France	23 - 24 February	Back, Sacroiliac & Pelvic Problems of the Horse
	12 - 13 October	Sports Horse Medicine & Orthopaedics
Hannover, Germany	17 - 18 February	Ultrasound of the Mid-Distal Limb for Equine Practitioners
	12 - 13 October	Advanced Equine Ophthalmology
Frankfurt, Germany	25 - 26 May	Practical Cardiology for Equine Practitioners
	7 - 8 September	Donkey Medicine & Surgery
Munich, Germany	4 - 5 May	Internal Medicine Challenges
	30 November - 1 December	Surgical Dental Extraction Techniques
Miskolc, Hungary	23 - 24 February	Equine Pre-Purchase Examination – An international Perspective
	26 - 27 October	Hindlimb Lameness Diagnostics (incl. Objective Gait Analysis) & Therapies
Tipperary, Ireland	27 - 28 January	Foot Lameness & Farriery
	20 - 21 October	How to take good Radiographs & Interpret them in Lamé/Non-Lamé Horses
Venice, Italy	4 - 5 May	Ultrasound-Guided Orthopaedic Injection Techniques & Therapies
	23 - 24 November	Back, Sacroiliac & Pelvic Problems of the Horse
Oslo, Norway	16 - 17 March	Advanced Diagnostic & Therapeutic Techniques in Equine Dentistry
	26 - 27 September	Orthopaedic Rehabilitation of the Equine Athlete
Poznan, Poland	25 - 26 May	Advances in Equine Orthopaedic Therapies
	30 November - 1 December	Hindlimb Lameness Diagnostics (incl. Objective Gait Analysis) & Therapies
Cape Town, South Africa	28 October - 3 November	All-inclusive Cape Experience Event
Alicante, Spain	20 - 21 April	Hindlimb Lameness Diagnostics (incl. Objective Gait Analysis) & Therapies
	26 - 27 October	Back, Sacroiliac & Pelvic Problems of the Horse
Helsingborg, Sweden	13 - 14 April	Practical Equine Endoscopy – Respiratory, Gastrointestinal & Urogenital Tracts
	9 - 10 October	Practical Ophthalmology for Equine Practitioners
Strömsholm, Sweden	16 - 17 November	Ultrasound of the Mid-Distal Limb for Equine Practitioners
Scuol - St.Moritz, Switzerland	29 January - 5 February	Exclusive Ski & White Turf Event
Avenches, Switzerland	31 August – 1 September	Advanced Mare Reproduction
Sharjah, United Arab Emirates	6 - 7 April	Advances in Equine Orthopaedic Therapies
	21 - 22 September	How to take good Radiographs & Interpret them in Lamé/Non-Lamé Horses



EXCLUSIVE SKI & WHITE TURF EVENT

29 Jan – 5 Feb 2018 | Scuol – St.Moritz, Switzerland

SNOW POLO WORLD CUP ST.MORITZ 2018

18 hrs of lectures & case discussions | 20 hrs of wetlabs on live horses/specimens



Prof. Christoph Lischer Dr.Med.Vet., Dipl.ECVS, ECVDI Assoc., MRCVS – Freie Universität Berlin, Germany
Fabrice Rossignol DVM, PhD, Dipl.ECVS – Grosbois Equine Clinic, Boissy Saint Léger, France
Prof. Gunther van Loon DVM, PhD, Dipl.ECEIM, ECVDI Assoc. – Ghent University, Belgium
Kevin Keegan DVM, MS, Dipl.ACVS – University of Missouri, USA
Emmanuel Engeli Dr.Med.Vet., DVM, Dipl.ACVS, Dipl.ECVS, MRCVS – Kent, UK

Please note that dates and speakers may change. Please go to our website to check the up-to-date information.

VetPD - Veterinary Professional Development
9 Foxhollow, Bar Hill
Cambridgeshire, CB23 8EP
United Kingdom

t: +44 (0) 1234 817123
f: +44 (0) 8723 315668
info@vetpd.com
www.vetpd.com

 facebook.com/VetPD  @VetPD